

The Business Case for Smart Street Lighting as the Smart City Network

tando

February 2023



Table of Contents

<u>The Benefits of Smart Street Lighting</u>	3.
<u>Can Dimming Street Lights Reduce Your Bill?</u>	4
<u>LED Street Lights Still Use Energy.</u>	6
<u>Street Light Environments are Dynamic.</u>	7
<u>Solution: “Smart” Street Lighting.</u>	8
<u>How Can We Dim Street Lights Safely?</u>	8
<u>Not All Street Light Dimming is Equal.</u>	9.
<u>Reducing Street Light Maintenance Costs.</u>	II
<u>The Street Light-Enabled Smart City Network</u>	12
<u>You Can't Have a Smart City Without Smart Lighting.</u>	13.
<u>Smart Cities Need Sensors.</u>	14
<u>Controlling Smart City Sensor Costs.</u>	15.
<u>The Business Case for Smart Street Lighting as the Smart City Network.</u>	16
<u>Methodology, Sensitivities, and Assumptions.</u>	17.
<u>Citations and Sources.</u>	18

The Business Case for Smart Street Lighting as the Smart City Network

Owners and managers of street and area lighting need high quality, reliable information to support informed decisions about Smart Lighting and Smart City-related projects. Until now, most of this information has either been scattered across a vast number of academic studies, or websites with unsourced information and marketing-speak.

This article is intended to provide a supportable, accurate framework to help answer these questions: "*Why should our organization care about Smart Street Lighting? What do street lights have to do with our Smart City vision?*"

The Benefits of Smart Street Lighting.

This article is meant for those who build their own internal business cases or read them in the course of their work. If that's not you, here is the bottom-line:

1. Tondo's solutions can enable its customers to move lighting from unmetered to metered rates and cut their energy costs by 50% or more. [\[Jump to Section\]](#)
2. Tondo's Smart Lighting enables cities to deliver standards-based lighting according to demand, resulting in a savings of 70%. [\[Jump to Section\]](#)
3. Network-controlled Smart Lighting has been shown to reduce non-electricity operating costs of managing street lighting by 50%. [\[Jump to Section\]](#)
4. The reduction in electricity use from adaptive dimming also extends the life of LED lamps by 60%-70%. [\[Jump to Section\]](#)
5. To cost-effectively enable a Smart City strategy, cities require secure, standards-based wireless networks for sensors and devices to operate on.
6. Tondo's Smart Lighting controllers include a secure city-wide wireless network platform that can reduce the cost of sensor and device operations by 60% or more. [\[Jump to Section\]](#)
7. A Tondo Smart Lighting project provides a positive cash flow budget benefit with a 13.8%+ internal rate of return (IRR) and a 4 year project break-even. [\[Jump to Section\]](#)
8. When you add sensors to the Tondo Smart Lighting project, the IRR can triple and increase the recurring annual benefit by 2.7x. [\[Jump to Section\]](#)
9. When compared with an LED retrofit project benefit, a Tondo Smart Lighting project provides 85% of the benefits versus LED retrofit, and a Smart City sensor network project can provide 280% of LED retrofit benefits. [\[Jump to Section\]](#)

Additional non-financial benefits of Smart Lighting include:

- Reduced light waste impacting nighttime dark sky
- Reduced impact on animal health, migration, and reproduction
- Reduced impact on human mental, physical, and behavioural health

Tondo's Smart Lighting system provides a complete and secure Smart City network and IoT ("Internet of Things") management platform based on upgradeable open standards technologies.

This standards-based approach enables cities to avoid being locked into proprietary vendor technologies and maximizes the useful life of the Smart City network.

Can Dimming Street Lights Reduce Your Bill?

Although we have had the ability to dim street lights since 1977, it's not quite that simple.

Lighting is about pedestrian and driver safety - we need standards bodies like ANSI, CSA, and IEC to define the minimum standards that tell cities what is safe. Otherwise we get chaos, risk, and liability.

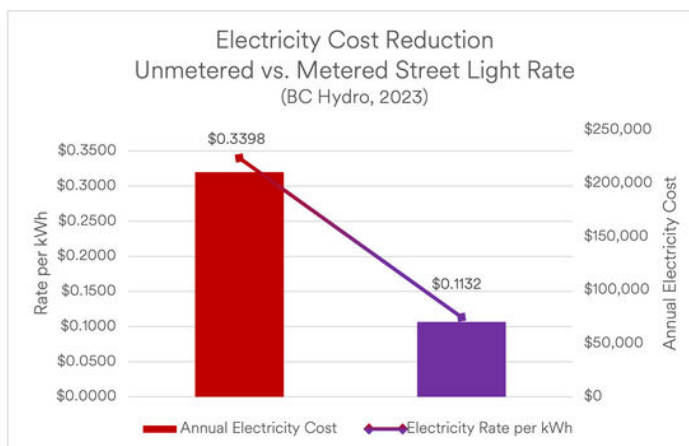
New standards were developed between 2011 and 2021 that enabled us to deliver safe, standards-based, dimmable lighting. Solutions provided prior to 2021 were based on non-standard proprietary methods that risked both safety and interoperability.

Metered vs Unmetered Electricity Rates

Utilities have typically delivered electricity for streetlighting under an "unmetered" rate for municipalities. These rates assumed that it was impractical to meter individual lights or groups of cabinet-controlled lights, and rates are calculated by the input wattage for a light, multiplied by the number of hours of darkness per month - which assumes "dusk-to-dawn" lighting.

In 2021, the American National Standards Institute (ANSI) published the C136.50 and C136.52 standards [\[14\]](#) for the accurate measurement of electricity of an individual streetlight.

In 2022, Measurement Canada published "[E-38—Program for granting conditional permission to install and use street lighting luminaires with adaptive controls without the approval, verification and sealing of their embedded measurement technology](#)", which provides a process for Canadian municipalities to realize the benefits of new energy measurement technologies such as Tondo's.



In this chart, we can see a 66.7% cost reduction moving to metered street lighting based on Smart Lighting-enabled technologies.

Energy measurement standards for luminaires are relatively new, and initially, it may require cities, Tondo, and utility providers to work together to ensure accurate savings are fully reflected on municipal energy bills. In the case of BC Hydro rates used in this example, their published Tariff Rate Plan 1702 [2] that governs dimming of customer-owned street lighting requires a dimming control schedule to be submitted in advance for approval, and can only be changed twice per year.

Clearly this is not a tariff that supports standards such as ANSI 136.50, 136.52, or Measurement Canada's E-38 program. As such, municipal customers and Tondo will need to work with their utilities and any regulatory organizations to support Smart Lighting controls within their rate schedules.

Time of Use (TOU) Billing

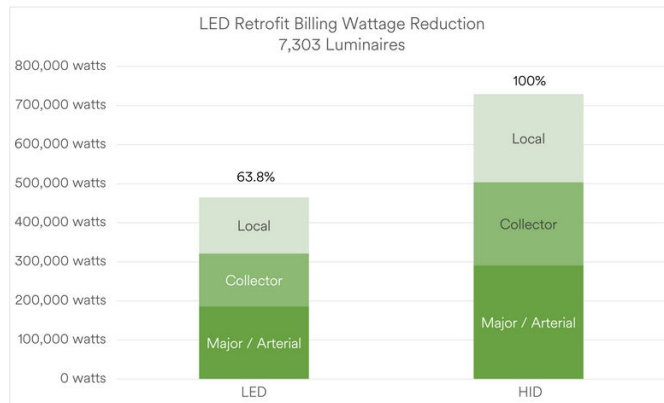
Time of Use billing incentivizes utility customers to use less electricity during high-demand periods, and shift their use to lower-demand periods.

TOU tiered rates help the electrical utilities avoid brown-out, black-out, and manage their costs: electricity is a commodity and costs can fluctuate significantly on demand.

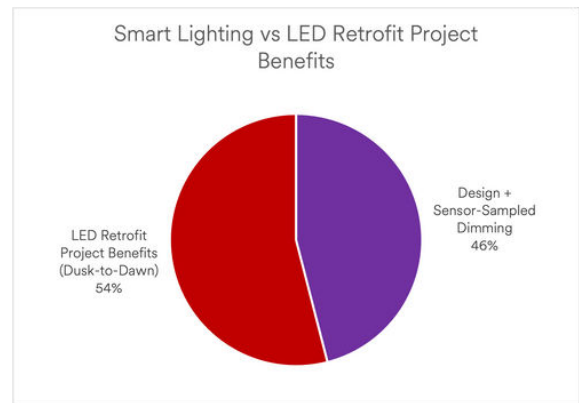
Cities require new technologies that can deliver safe, standards-based lighting, avoid wasted light during low-demand periods, AND measure their electricity use accurately to audit and manage their billing.

LED Street Lights Still Use Energy.

It's highly likely you've already written a business case for your LED retrofit project, and it's either in-progress or completed. The case for LED retrofit is simple: a savings of approximately 34% in energy costs, a 4x longer lamp lifecycle, and a corresponding reduction in lamp replacement truck rolls.



Everyone can understand the business case for LED upgrades - a 36% drop in electricity consumption and GHG footprint for street lighting.



ANSI/IES RP-8-21 standards enabled by Smart Lighting control to your LED street lights can equal the benefits your LED retrofit initiative - and establish a Smart City sensor and device network platform for more than 2.5x those benefits.

Today, most streetlights are controlled by “dusk-to-dawn” photocells or astronomical clocks to detect night-time conditions. The power to a light pole is most often controlled by wiring cabinets that turn the pole power on and off. When the sun goes down, a photocell or astronomical clock tells the cabinet to power the pole and the lights come on.

Lighting standards provide different levels of light according to pedestrian, driver, and cyclist use. This is often referred to as "adaptive lighting" and requires "smart lighting" in order to implement.

Dusk-to-dawn control wastes more than 60% of streetlight energy by providing light when it is not needed.

Street Light Environments are Dynamic.

Dusk-to-dawn streetlight control is not only wasteful, but it delivers sub-standard lighting when it cannot adapt to its environment, events, or demand:

- There are different types of streets serving different transportation needs: local streets, laneways, primary collectors, secondary collectors, primary arterials, secondary arterials, expressways, and different types of highways [5]
- Lighting demand changes based on volumes of vehicle, cyclist, and pedestrian traffic [9]
- Vehicle, pedestrian, and cyclist traffic changes based on time of day, day of week, and the month of the year [15]
- Lighting demand can change for special or unexpected events
- Dusk-to-dawn hours vary significantly based on location [18]
- Weather, pole position, and pavement surface affects the quality of by as much as 240% [17]
- Intersections and crosswalks where pedestrians and vehicles interact have specific lighting requirements [5]

Lamp luminance output – even with LEDs – slowly degrades over time, changing the desired lighting levels. As a result, lamps are:

- Replaced earlier than their useful life
- Must be manually adjusted by dispatching field service calls
- Lighting is purchased over-illuminated at initial installation to compensate for degradation

None of these scenarios are desirable.

In some cases, municipalities have implemented crude dimming levels according to specific evening times managed by an astronomical clock, such as dimming 50% at midnight to dawn. That approach may result in illumination that does not conform to standards and best-practices, and may present a liability for cities.

Smart Lighting control delivering standards-based lighting on-demand offers significant opportunities for cost-reduction and improved lighting conditions.

Solution: “Smart” Street Lighting.

Smart street lighting can adjust light levels according to:

- Roadway classifications set by standards and regulations, such as North America's ANSI/IES RP-8-21 and Europe's EN 13201 standards
- Traffic, cyclist, and pedestrian volumes
- Ambient light levels during daylight, dusk, evening, and dawn
- Weather conditions
- Intersections and crosswalks
- Special or unexpected events
- Other safety and security considerations

By delivering standards-compliant lighting on-demand, Smart Lighting becomes a significant source of operational, maintenance, electricity, GHG savings - *and safety*.

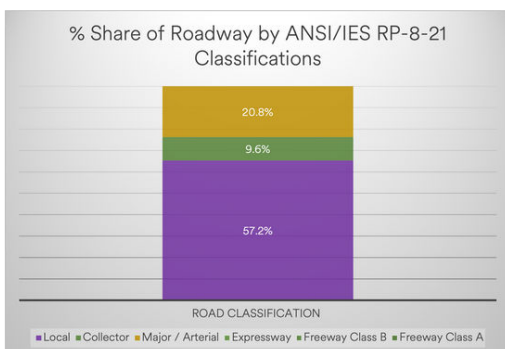
How Can We Dim Street Lights Safely?

The short answer: by applying the established roadway lighting standards using Smart Lighting controls to roadway and pedestrian demand.

The purpose of street lighting is to provide safe and secure environments for drivers, cyclists, and pedestrians, particularly where they interact with each other. When demand drops, roadway lighting standards allow cities to consider lower illumination levels.

Let’s walk through a case using the North American ANSI/IES RP-8-21 standard for roadway lighting and apply it to a city’s real-world data. [1]

This Canadian city has a population of 92,000 people over a 20km sq. area, and has 7,303 street lights with 99.3% of them upgraded to LED lamps.

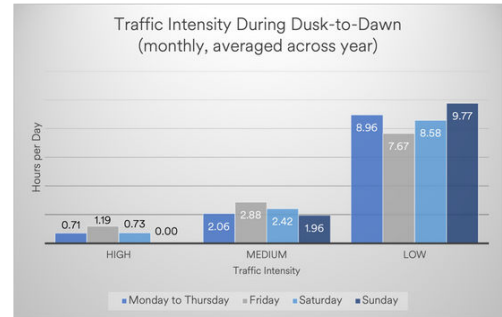


The chart at left shows the city’s share of roadway by ANSI/IES RP-8-21 standard classification type.

From this we see *79.2% of this city's roadways are classified as Local*, which will be lower traffic and highly correlated to commuter and shopper traffic periods.

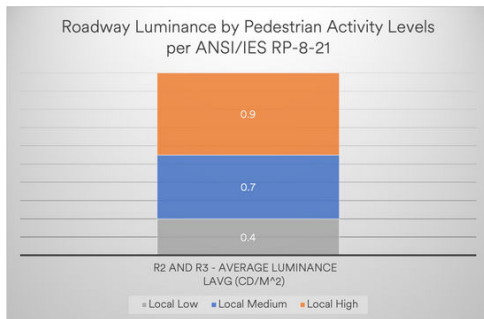
Next, when we look at the vehicle traffic volumes during Dusk-to-Dawn periods, we can also see from the chart at right:

- Most traffic volumes are low traffic periods
- Demand changes for each day of the week



As a result, *lighting standards provide for lower lighting levels where there is a lower probability for*

pedestrian-vehicle conflict. The high traffic periods in this city that require maximum lighting levels represent approximately 10% of dusk-to-dawn hours. Approximately 80% of hours are low-traffic periods. Note that the volumes fluctuate based on the days of the week.



in the chart at left, we see an example of the required luminance level for a Local road with an R2 or R3 surface (asphalt surfaces commonly used in North America for local roads).

Smart Street lighting provides lighting designers, engineers, and a city's operations team with fine control over the city's lighting while providing

automation and analytics to reduce the time and effort required to manage lighting assets.

When we put all this data together, we see that 60% of the city's roadway lighting can be dimmed 75%-80% of evening hours by as much as 80% of the time compared with peak hour demand.

Not All Street Light Dimming is Equal.

There are several methods of dimming available [6,7,8] with Tondo's Smart Lighting system and the savings factors from several academic studies were used in our business case:

1. Design-Based – based on dimming-enabled photometric design
2. Statistical – based on historical traffic volumes with all days of week equal
3. Statistical Categorization – based on historical traffic volumes, each day of week is unique
4. Sensor Sampled – sensors used to sample traffic volumes in 15-minute intervals

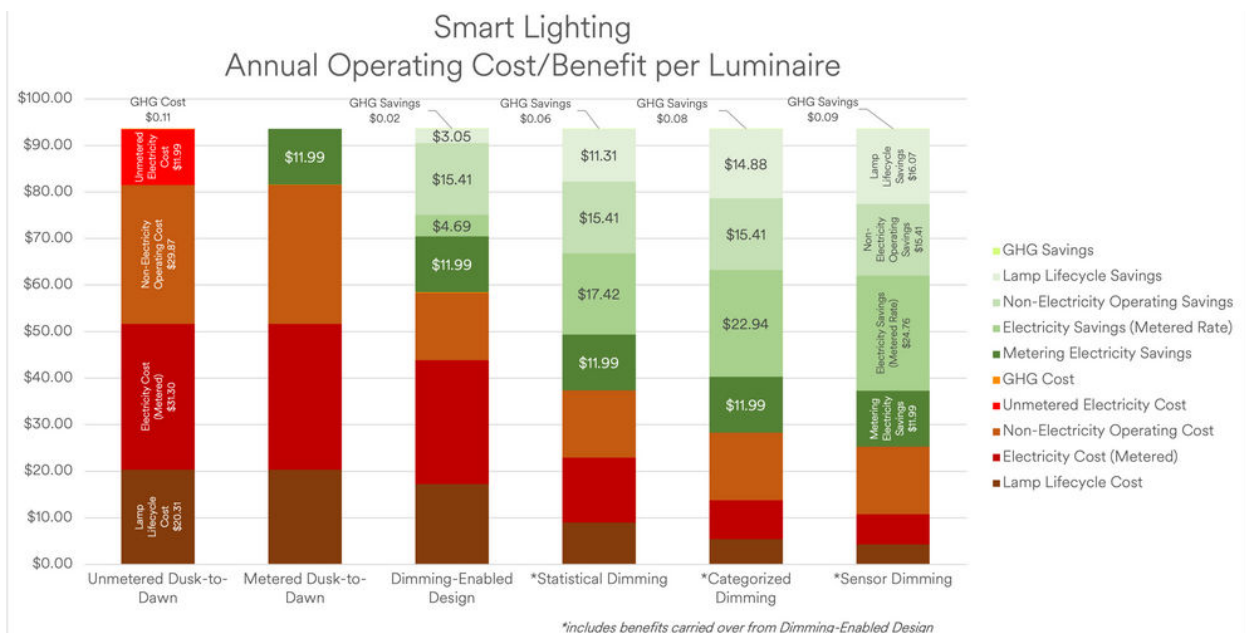
Lighting designers and engineers can utilize software applications such as DIALux to design street

lighting projects according to North American and European/UK standards. However, Smart Lighting controls enable cities to easily apply and maintain these designs where lamps and luminaires have different lighting characteristics, respond to traffic pattern changes, and adjust output according to lamp luminance that degrades over a lamp lifecycle.

The photometric Design-based dimming is intended to be used together with one of the three adaptive traffic-based dimming methods: Simple Statistical, Categorized Statistical, or Sensor-Based.

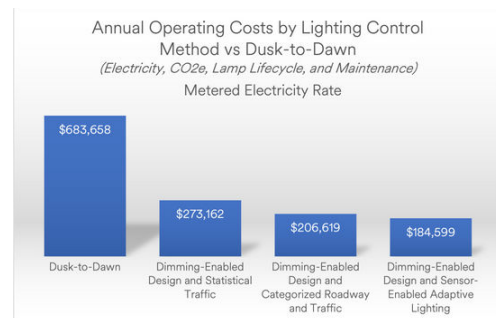
These four methods of Smart Lighting-enabled dimming are compared in the chart below along with Dusk-to-Dawn and operating costs for:

- Electricity use based on metered and unmetered rates [2]
- GHG footprint measured in CO₂ equivalents and available carbon credits [3,4]
- Increased lamp lifecycle [10, 16]
- Reduced luminaire maintenance truck rolls [11, 12, 13]



In the charts above and at right, we can see that *Smart Lighting controls can enable as much as a 50% reduction in non-electricity operating expenses, and a 69% reduction in electricity use and GHG footprint.*

The chart at right shows Smart Lighting can reduce this city's cost of operating their LED street lights by up to \$500,000 per year.



Now we need to look at the non-electrical operating expense of street light *maintenance*.

Reducing Street Light Maintenance Costs.

Managing street and area lighting is a lot of work. It is also regulated by safety authorities at the state/provincial and national levels, and subject to regulatory standards. Maintenance involves both routine and non-routine maintenance activities. These routine activities include:

- Inspection, testing, cleaning, lubricating, and performing minor repairs as needed
- Regular visual inspection as part of the replacement of lamps
- Replacement of luminaires and lamps according to expected lifecycles
- Testing for voltage and current leakage that can put the public or wildlife at risk

However, there are a number of non-routine activities that include investigating:

- Wire down
- Pole down
- Power supply down
- Power supply failure
- Wiring faults
- Energization of surfaces accessible by the public
- Vandalism
- Faulty lamp or luminaire
- Electricity theft

The transition from older high intensity discharge (HID) lighting to LED lighting only addresses the routine maintenance activity of replacing lamps.

Tondo's Smart Lighting controllers are designed to identify:

- Faulty luminaires
- Pole down from tilt
- Damage to pole or luminaires from weather, vehicle collision, or vandalism
- Wiring faults at installation time or degradation over time
- Electricity theft
- Power quality that can indicate risk to the public

For the purpose of this business case, we wanted objective third-party data without using our own assumptions. There were a number of studies that suffered from problems in their methodology, and we looked for:

- Real world measurements
- Completeness and scope of analysis
- Published date
- Detailed cost analysis using real-world city data

Tondo's Cloud-IQ central management software system collects data from lighting controllers and sensors, and provides actionable analytics and alerts to non-routine conditions to cities.

Studies have shown [11, 13, 21] that Smart Lighting can save up to 50% in lighting maintenance costs post-LED retrofit and provide faster response and improved public safety.

At this point, the business case becomes obvious for Smart Lighting. This brings us to the question of, "What is the value of Smart Lighting as the platform for a Smart City sensor network?"

The Street Light-Enabled Smart City Network.

There are many definitions of what a Smart City is, and the definitions continue to evolve. However, a fair summary of those Smart City definitions is a city that:

- Supports operational efficiencies through technology-based automation
- Supports economic growth through the provision of technology infrastructure
- Supports citizen satisfaction with high-availability self-service for city services
- Supports community development through education, sharing resources
- Supports citizen engagement through connection with city representatives and voting
- Decreases the human impact of growing urbanization on our environment and wildlife
- Improves safety and security
- Supports equal access to city resources for all citizens

A Smart City uses technologies and innovation to reduce the impact of urban growth on our environment and improve service efficiencies, citizen engagement, community development, education, and economic growth for the benefit of all citizens and businesses.

You Can't Have a Smart City Without Smart Lighting.

Before a Smart City vision can be realized, cities need a cost-effective, secure, wireless, city-wide communications platform (“network”). This will use a variety of sensors and devices to support Smart City process automation and efficiency.

Street lighting is the natural platform for the Smart City network:

- Street lighting is everywhere there are infrastructure assets, people, and vehicles
- Street poles are pre-wired for power
- Streetlight poles are high up in the air for optimal wireless network position
- Streetlight poles are convenient locations for a wide range of sensors and devices
- Streetlight poles are co-located to underground city infrastructure
- Connection standards already exist to connect network controllers to street lights

Tondo’s Smart Lighting creates a secure, open standards-based city-wide network. This enables control over lighting, and also enables cost-effective connectivity for wireless sensors and devices that support Smart City goals.

*"Lighting poles represent strategic infrastructure for smart city development, thanks to their capillarity, connectivity and electrification."
The evolution of the street lighting market, Arthur D. Little S.A., October 2019*

Tondo’s Smart Lighting creates a secure, open standards-based city-wide network. This enables control over lighting, and also enables cost-effective connectivity for wireless sensors and devices that support Smart City goals.

Smart Cities Need Sensors.

Smart Lighting directly and materially reduces the human impact of growing urbanization on our environment and wildlife:

- Reduced energy use and GHG footprint
- Reduced sky-glow that impacts human health, animal and bird migration and reproduction
- Improved aesthetic and scientific research value of a dark night-time sky

Operational efficiencies, economic growth, improved safety and security, and citizen self-service delivery for Smart Cities depends on better information - faster.

Sensors help cities gather real-time data to more effectively manage critical infrastructure and support service delivery:

- Transportation
- Flood control
- Water quality
- Gas or fluid leak detection
- Sanitation services
- Parking occupancy
- City asset theft or vandalism
- Air quality
- Public safety and first-responder resource management
- Infrastructure health and degradation

Most sensors today require proprietary technologies and multiple stand-alone platforms for managing devices and data.

These approaches present two major risks for cities:

1. An economic hold-up problem locking cities into purchasing devices through that vendor. There are few* examples of vendors who have decreased their SaaS prices as they have gotten larger and increased their economies of scale.
- 2.
3. A technical hold-up problem locking cities into purchasing devices that are compatible with a proprietary technology platform. There are few* examples of proprietary technologies that have survived after open standards have been established.

** I will argue "none" in the 40 years I have been working in the technology sector.*

With Tondo's open, standards-based network and open, standards-based management platform, the city is not locked in to a specific vendor's products - including Tondo's.

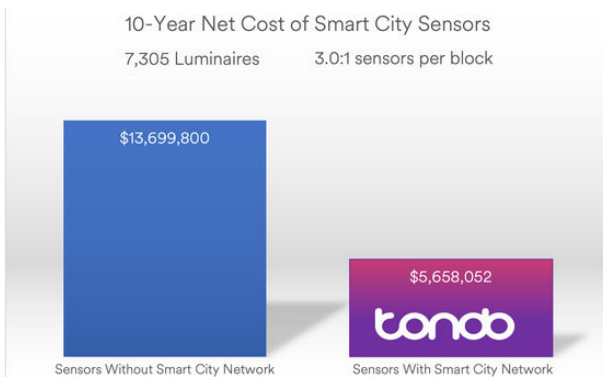
Controlling Smart City Sensor Deployment Costs.

Let's look at a manhole cover use-case as an example. Why manhole covers instead of water quality, gas leak detection, storm drain levels, or many other use-cases? This article in the New York Times caught my eye recently: [Where have all the manhole covers gone?](#).

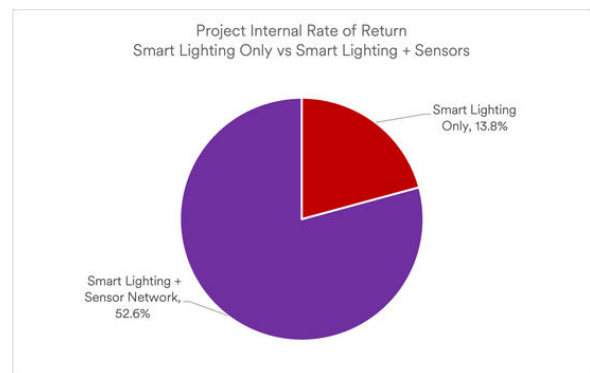
Manhole sensors can cost hundreds or in some cases, thousands of dollars, with additional monitoring fees charged monthly. When the number of sensors is relatively low, the operational costs of these sensors are not always noticeable. SaaS or monitoring costs from \$10 to \$50 or more per sensor per month charged by some vendors create barriers to scale.

The city that was used for street and lighting data in this article [1] has 7,303 standard light pole street lights, 2,537 city street blocks, and 269 crosswalk-marked intersections. The city also has 4,060 sewer manholes and 3,444 storm drain manholes for a total of 7,504 manholes – more manholes than street lights.

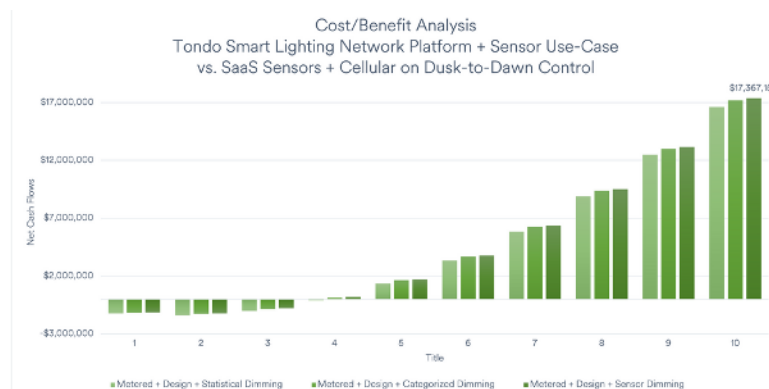
The value of a Tondo Smart Lighting-enabled Smart City network for sensor and device connectivity is based on the costs of the network offset by the operating cost savings from street lighting.



Using an assumption of \$10.00 per month in SaaS costs per sensor for a competitor's proprietary or independent sensor network, this chart shows the 10-year net cost difference vs a Tondo Smart Lighting-enabled sensor solution.



The project IRR including Smart City sensors is more than 3x that of Smart Lighting by itself.



This cash-flow positive Tondo's Smart Lighting solution for 7,303 luminaires and 2,537 city blocks offsets the cost of the Smart City network, showing a project IRR of 13.8% without including savings from sensor deployment, and 52.6% when including sensors. The break-even for Smart Lighting only is 4.5 years, and this drops to 4 years with a three sensor-per-city-block project - and avoids over \$17m in future costs.

The Business Case for Smart Lighting as the Smart City Network.

This is a lot of information to take in. If you've read all the way through, congratulations - hopefully this has been helpful.

The biggest barrier to reducing energy costs, operating costs, and the GHG footprint of our energy use is reliable information.

The key takeaways from this case are:

- Tondo's solutions can enable its customers to move lighting from unmetered to metered rates and cut their energy costs by 50% or more.
- Tondo's Smart Lighting enables cities to deliver standards-based lighting according to demand, resulting in a savings of 70%.
- Network-controlled Smart Lighting has been shown to reduce non-electricity operating costs of managing street lighting by 50%.
- The reduction in electricity use from adaptive dimming also extends the life of LED lamps by 60%-70%.
- To cost-effectively enable a Smart City strategy, cities require secure, standards-based wireless networks for sensors and devices to operate on. Tondo's Smart Lighting controllers include a secure city-wide wireless network platform that can reduce the cost of sensor and device operations by 80%.
- A Tondo Smart Lighting project provides a positive cash flow budget benefit with a 10%+ internal rate of return (IRR) and a 5-year or less project break-even.
- When you add sensors to the Tondo Smart Lighting project, the IRR can triple and increase the recurring annual benefit by 2.8x.
- When compared with an LED retrofit project benefit, a Tondo Smart Lighting Network project can provide 2.8x the benefits.

If you have questions or comments for us on this article, please contact us through the Contact Us form on our website at www.tondo-iot.com.

A Tondo Smart Lighting-enabled Smart City sensor network will provide municipalities with significant long-term value, and establish their platform for Smart City enablement.

Methodology, Sensitivities, and Assumptions.

This article is based on a comprehensive economic model developed internally at Tondo that uses a city's ArcGIS data, Google Maps data, and established street lighting standards to accurately assess the costs and benefits of Tondo's Smart Lighting and Smart City network projects. However, there are a number of assumptions and input values that may cause significant changes to these predicted values.

Sensitivities for this business case include but are not limited to:

- Cost of electricity
- Composition of lighting assets, luminous efficacy, and input wattage
- Costs of CO₂ carbon credits
- Additional project management, provisioning, and configuration costs
- Cost of third-party software integration
- Any custom software or hardware development required in a project
- Capital costs of specific sensors
- Sensor deployment costs
- Lighting controller installation costs
- Number of luminaires
- Crosswalk-based intersections
- Number of streets for each road surface and classification
- Currency conversion rates between Canadian and U.S. dollars, if applicable
- Assumptions for sensor ratio to number of city blocks used in the case
- SaaS cost assumptions for proprietary sensor solutions used in the case
- Non-standard lighting and practices required for implementation
- Assumption that all lighting assets support dimming control

Although it is not practical to cover all aspects of our business case model in this article, our internal model does allow for us to tailor these and other assumptions for a specific use-case.

If you are interested in having your city's data used to produce a similar cost-benefit analysis of your own Smart Lighting and Smart City Network initiative, please contact us through our website and we would be happy to help.

Author:

Marissa Wright, MBA
Vice-President, Marketing and Sales

Email: marketing@tondo-iot.com

LinkedIn: <https://linkedin.com/in/marissaannewright>

Citations and Sources.

- [1] Data sample used for composition of Streets, Intersections, Manholes, Lamps, and Luminaires
- [2] BC Hydro Street and Area Lighting Rate Schedule 1702, Customer-owned luminaires, effective March 8, 2022
- [3] Greenhouse Gas / CO₂e footprint per kWh, Government of British Columbia, January 2023.
- [4] Greenhouse Gas / CO₂e costs, British Columbia, January 2023
- [5] Standards used to calculate dimming values for Streets, Intersections, Vehicle and Pedestrian Traffic ANSI/IES RP-8-21
- [6] Enhancing Energy Efficiency of Adaptive Lighting Control, Adam Sedziwy, Leszek Kotulski, and Artur Basiura; N.T. Nguyen et al. (Eds.): ACIIDS 2017.
- [7] Economic Impact of Intelligent Dynamic Control in Urban Outdoor Lighting, Igor Wojnicki, Sebastian Ernst and Leszek Kotulski, 25 April 2016
- [8] Roadway Lighting Retrofit: Environmental and Economic Impact of Greenhouse Gases Footprint Reduction, Sedziwy, A.; Kotulski, L.; Basiura, A.; 29 October 2018
- [9] Traffic volume classifications re: ANSI/IES RP-8-21: District of North Vancouver
- [10] Effect of adaptive control on the LED street luminaire lifetime and on the lifecycle costs of a lighting installation, J Askola MSc., P Karha DSc, H Baumgartner DSc, S Porrasmaa BSc and E Ikonen DSc, 16 March 2021
- [11] Smart street lighting system and existing system of East Main Street, El Cajon (A model for the assessment of energy-efficient smart street lighting—a case study, Shekar Viswanathan, Shamsullah Momand, Mohibullah Fruten, Alejandro Alcantar, 2021) (paywall)
- [12] BC Hydro street light service rates, January 2023
- [13] Technical and economic analysis of a Smart Public Lighting model, Bucci, F.; Annunziato, M.; Moretti, F.; EPJ Web of Conferences 33, 05010 (2012)
- [14] ANSI C136.50 Energy Measurement For A Network Lighting Control (NLC) Device With A Locking-Type Receptacle, and C136.52 Metering Performance Requirements for LED Drivers
- [15] Effects of high traffic flow on dimmable hours, Google Maps data sample, January 2023

Citations and Sources, cont.

[16] Impact of luminaire models on optical efficiency/lumens per watt: AcuityBrands ATBo luminaire technical specifications, January 2023

[17] The Study of Lighting Quality of LED and HPS Luminaires Based on Various Road Surface Properties, Suntiti Yoomak , and Atthapol Ngaopitakkul, 2018

[18] Maryland Energy Administration, Municipal Street Light Program, Summer 2021

[19] Sunrise Calculation, Wikipedia, 2023

[20] The Design, Installation, Operation, and Maintenance of Street Lighting Assets, Electrical Safety Authority, May 2015

[21] Gagliardi G, Lupia M, Cario G, Tedesco F, Cicchello Gaccio F, Lo Scudo F, Casavola A. Advanced Adaptive Street Lighting Systems for Smart Cities. Smart Cities. 2020